

0232.0 • 3/8"-3/4"

0232.1 • 3/8"-3/4"

0232.3 • 1/2"-3/4"

PRESSURE REDUCING VALVES WITH PISTON SABO PN 16 NICKEL-PLATED WITH GAUGE CONNECTION
 PRESSURE REDUCING VALVES WITH PISTON SABO PN 16 NICKEL-PLATED WITHOUT GAUGE CONNECTION



CONNECTIONS:

FEMALE-FEMALE
FEMALE-FEMALE

0232.0



0232.1



0232.3

HYDRAULIC FEATURES

The SABO model pressure reducing valve is an automatic valve that reduces and stabilizes the pressure of a fluid in a water distribution conduit according to a preset value. Its reduced size, silent operation and internal self-cleaning seat render this valve ideal for use in small systems such as apartments and single-family households (according to EN 806-2 and EN 805) or as a safety device in boilers or automatic beverage distributors. The nickel-plated surface, besides giving it a pleasing appearance, protects against corrosion and calcareous incrustation. Given the valve's elevated flow capacity even with its reduced dimensions, it can be used directly on main distribution networks, where the water pressure reaches up to 16 bar.

The internal piston structure guarantees rigidity, strength and an enhanced regulation precision thanks to the compensated seat. The O-rings, in anti stick-slip Perox EPDM elastomer with a low friction coefficient, are durable and require only limited maintenance interventions.

The internal finish of the body and the broader dimensions of the passage allow an elevated flow even with a small water draw.

This product adheres to the standards set forth by the European health authorities for the transport of alimentary fluids and potable water.

ATTENTION: THE PRESSURE GAUGE INSTALLED ON THE PRESSURE REDUCING VALVE (only for valve 0232.0) INDICATES THE ALREADY-REDUCED PRESSURE (Ps) OF THE OUTGOING LIQUID.

TECHNICAL FEATURES

Pressure:

Maximum allowable working pressure (PN)

16 bar

Outlet settings (Ps)

from 1 to 5.5 bar

Ps value set during testing

3 bar

Outlet Ps set tolerance on varying inlet pressure

± 10 %

Temperature:

Maximum working temperature (TS)

0°C (excluding ice) 130°C

Compatible fluids:

water

glycolate solutions

glycol 50%

compressed air

Threading:

Pipeline connection

Threads according to ISO 228/1

Gauge connection (only for valve 0232.0)

Threads according to EN 10226- Rp1/4" (ex ISO 7/1)

Tests according to:

Tests in compliance with

EN 1567

Verification of the deviation from the pre-set pressure (Ps) according to

EN 1567 § 8.3.2

Verification of the set point range according to

EN 1567 § 8.3.1

Acoustic group

I - Lmax (dBA) < 20

DESIGN

Brass Body EN 12165 - CW617N

Brass bonnet EN 12165 - CW617N

Brass piston EN 12164 - CW614N

Other components in turned brass EN 12164 - CW614N

O-ring washers static seal and seat gaskets in EPDM RUBBER (peroxide-cured)

O-ring washers dynamic seal in EPDM RUBBER (peroxide-cured)

Setting spring in SM GALVANIZED STEEL - EN 10270-1

Nickel plating ELECTRODEPOSITED COATING EN 12540 (Cu/Ni5s)

Product codes

0232.012 F/F 3/8" nickel-plated with gauge conn.

0232.112 F/F 3/8" nickel-plated without gauge conn.

0232.315 M/M 1/2" nickel-plated with gauge conn.

0232.015 F/F 1/2" nickel-plated with gauge conn.

0232.115 F/F 1/2" nickel-plated without gauge conn.

0232.320 M/M 3/4" nickel-plated with gauge conn.

0232.020 F/F 3/4" nickel-plated with gauge conn.

0232.120 F/F 3/4" nickel-plated without gauge conn.



OFFICINE RIGAMONTI
La qualità di mano in mano.

OFFICINE RIGAMONTI S.p.A.
via Circonvallazione, 9
13018 Valduggia (VC), ITALY
TEL +39 0163.48165
FAX +39 0163.47254
www.officinerigamonti.it
export@officinerigamonti.it

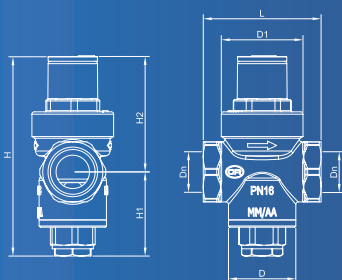
0232.0 • 3/8"-3/4"

0232.1 • 3/8"-3/4"

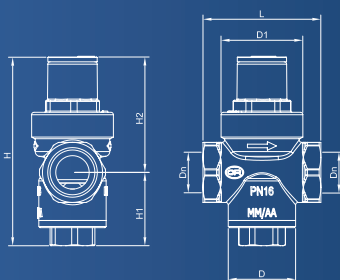
0232.3 • 1/2"-3/4"

PRESSURE REDUCING VALVES WITH PISTON SABO PN 16 NICKEL-PLATED WITH GAUGE CONNECTION
 PRESSURE REDUCING VALVES WITH PISTON SABO PN 16 NICKEL-PLATED WITHOUT GAUGE CONNECTION

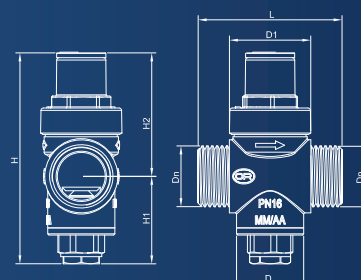
CONNECTIONS: FEMALE-FEMALE
 FEMALE-FEMALE



0232.0



0232.1



0232.3

FEATURES

0232.0	Dn	D	D1	L	H	H1	H2
	3/8"	Ø28	Ø34	49	83	35	48
	1/2"	Ø28	Ø34	49	83	35	48
	3/4"	Ø28	Ø34	50	88	36,5	51,5

0232.1	Dn	D	D1	L	H	H1	H2
	3/8"	Ø28	Ø34	49	76	28	48
	1/2"	Ø28	Ø34	49	76	28	48
	3/4"	Ø28	Ø34	50	81	29,5	51,5

0232.3	Dn	D	D1	L	H	H1	H2
	1/2"	Ø28	Ø34	65	83	35	48
	3/4"	Ø28	Ø34	60	88	36,5	51,5

PRESSURE REDUCING VALVE 0232 3/8" - 3/4"

